



## IBackup Express™

Transfer cloud data via a temporary physical storage shipment within a week

- Safe, reliable, and quick transfers of massive data to-and-fro your cloud account
- Supports MS SQL, Oracle, MS Exchange and MS SharePoint Server data transfer



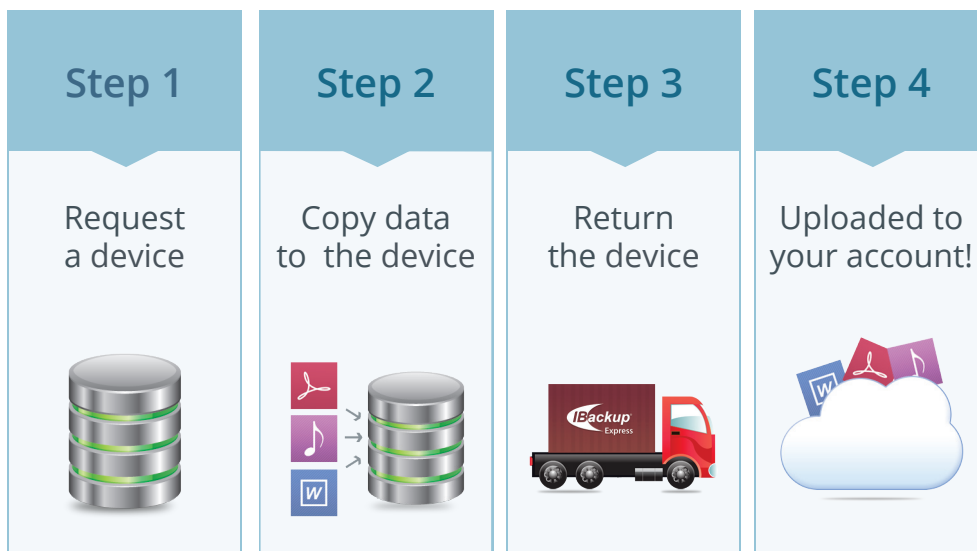
### The IBackup Express service

Many times, Information Technology administrators and CIO's are confronted with a challenge when dealing with online backups or restores of data: to ensure that they are able to transfer the large amounts of data in process of full backup or restore. They may start questioning the effectiveness of online service providers as they might be concerned about their bandwidth overhead or the time taken to execute the full backup or retrieval operations.

To overcome such real time issues, IBackup has formulated the IBackup Express service that quickly transfers large amounts of data, via physical storage shipment. It not only saves your bandwidth but also provides quick transfers while ensuring the safety and privacy of your data throughout the process.

### How it works?

IBackup Express serves in two distinct flavors depending on the size of the data to be backed up or stored. You shall receive either an external USB hard drive or a NAS (Network Attached Storage) device. The external hard drives can be directly plugged into your computer via a USB port, with initial backup being done directly onto the device. This is an ideal solution for data sizes ranging to a maximum of 2 TB. For data sizes exceeding 2 TB, IBackup ships NAS devices.



The IBackup Express service helps you backup and retrieve your data in a much smaller time frame than what you would encounter for large retrieval operations directly off the web.



## Steps for Backup

IBackup Express service is simple to avail. Use this service to quicken the data transfer to your cloud account with ease.

- ⑤ Fill in the hard disc shipment form available at [http://www.ibackup.com/qmanager/jsp/hds\\_request.jsp](http://www.ibackup.com/qmanager/jsp/hds_request.jsp)
- ⑤ Once you receive the temporary storage device, use the IBackup Portable application to backup data to the device and ship it to IBackup. We will upload the data to your IBackup account.
- ⑤ Once the data is transferred from these devices to IBackup account, you can continue incremental backups through the conventional online backup process.

## Steps for Retrievals

As with backups, IBackup Express is equally handy in quick retrievals of massive data. Just make a request and have your data delivered to your doorstep!

- ⑤ Fill up details in shipment form available at [http://www.ibackup.com/qmanager/jsp/hds\\_request.jsp](http://www.ibackup.com/qmanager/jsp/hds_request.jsp)
- ⑤ Send an email to IBackup at [support@ibackup.com](mailto:support@ibackup.com) with your IBackup Username in the subject line. The request and the body of the email must contain details of your IBackup Express request particulars for IBackup to assist you quickly.

You will receive a confirmation that IBackup has received your request. IBackup will keep you updated on the progress and status of your query.

## Specifications for IBackup Express

### Features


- ⑤ Quickly transfers data up to 2 TB via an external USB hard drive. Backup or restore data from multiple networked devices or transfer more than 2 TB of data via NAS devices, which support data up to 5 TB, each.
- ⑤ Plug-n-play for DHCP or simply configure your LAN requirements with all the necessary authentication information provided by IBackup.
- ⑤ The IBackup Portable application ensures that data is safe throughout the process using 256-bit AES encryption.

### Benefits

- ⑤ Transfers bulk data within a week or less
- ⑤ No bandwidth usage
- ⑤ Data remains secure, throughout the process

### Requirements

- ⑤ 10/100 Ethernet LAN
- ⑤ Initial data backup needs surpassing 100 GB
- ⑤ IBackup customers with 500 GB or larger accounts can avail this service





## IBackup features




### Flexible

Set and forget - your data backups can be automated



### Secure

Data is secured with 256-bit AES encryption on transfer and storage with a user-defined key



### Restore with ease

Restore an earlier backed version of all your files



### Quick

Wire compression and bandwidth throttling for fast backups



### Simple scheduling

Interactive data backups or schedule for the future



### Intuitive

Available GUI guides you step-by-step through backup and restore



### Notifications and Logs

Desktop and email notifications on completion of backups. View log reports on the status of backup and restore jobs



### Multiple Operating System support

Windows 8, 2000, XP, Vista, Windows 2003 and 2008 server

## Support

Pro Softnet Corporation  
IBackup Division,  
26115 Mureau Road, Suite A,  
Calabasas, CA 91302

Monday to Friday:  
6:00 AM to 6:00 PM PST  
1 800 949 3555 within USA  
1 818 251 4200 outside USA  
Fax: 1-818-878-9208

Department Extensions:  
Dial **2** for Sales  
Dial **3** for Technical support  
Dial **4** for Billing inquiries  
Email: [publicrelations@pro-softnet.com](mailto:publicrelations@pro-softnet.com)

*Disclaimer: IBackup Express is a method to help you achieve quick online backups/retrievals of your data especially for large amounts of data. It is our endeavor to serve you as rapidly as possible. Sometimes, delays could arise due to inconsistencies in courier/shipping etc. IBackup takes no responsibility for the same. Also, all Rapid Serve retrieval requests might be time consuming and IBackup is not responsible for any delays arising as a result of shipping or the retrieved items not reaching the customer's site on time.*